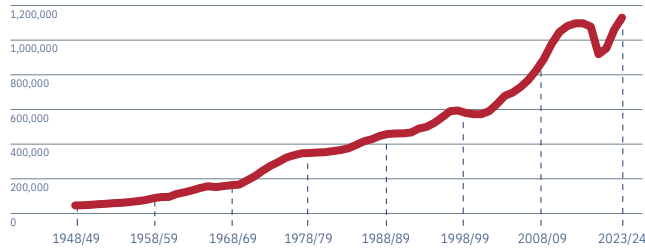


International Students

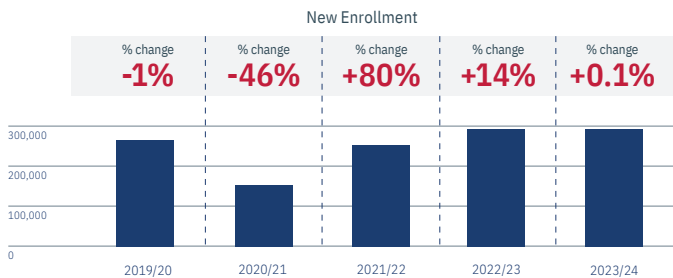
1,126,690 international students enrolled at U.S. higher education institutions or were on Optional Practical Training (OPT) in the 2023/24 academic year, an all-time high.

INTERNATIONAL STUDENTS, 1948/49 – 2023/24



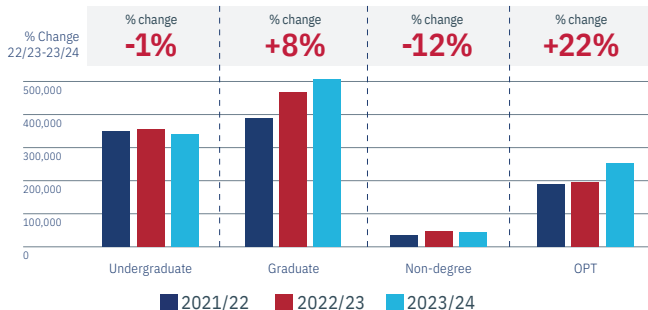
In 2023/24, the total number of international students **increased by 7%** from the prior academic year and **reached an all-time high**.

NEW INTERNATIONAL STUDENTS



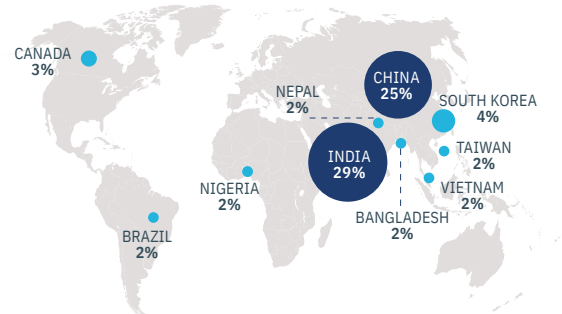
298,705 international students enrolled at their U.S. college or university for the first time in 2023/24, similar to the prior year.

ACADEMIC LEVELS OF INTERNATIONAL STUDENTS



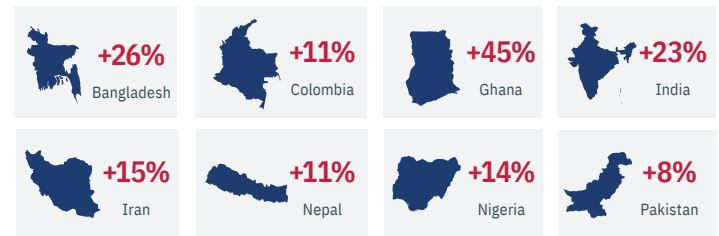
In 2023/24, **883,908** international students pursued academic study and **242,728** were on Optional Practical Training (OPT).

LEADING PLACES OF ORIGIN OF INTERNATIONAL STUDENTS, 2023/24

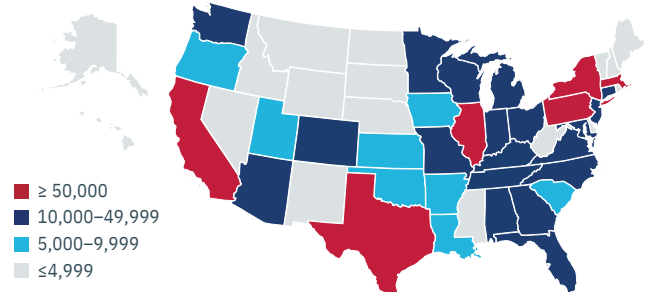


Students from India and China accounted for **54%** of international students.

TOP SENDERS OF INTERNATIONAL STUDENTS WITH LARGEST INCREASES, 2023/24



U.S. STATES HOSTING INTERNATIONAL STUDENTS, 2023/24



The top states hosting international students were **California, New York, and Texas**.

SELECTED FIELDS OF STUDY FOR INTERNATIONAL STUDENTS, 2023/24



56% of international students in the U.S. studied in STEM fields.

Source: The Open Doors Report on International Educational Exchange is a comprehensive information resource on international students in the United States and U.S. students studying abroad. It is sponsored by the U.S. Department of State with funding provided by the U.S. Government and is published by IIE. Visit www.opendoorsdata.org.

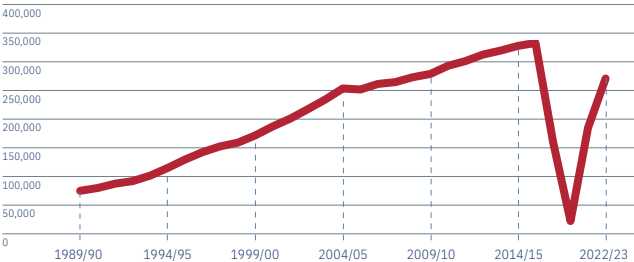


DATA HIGHLIGHTS

U.S. Study Abroad

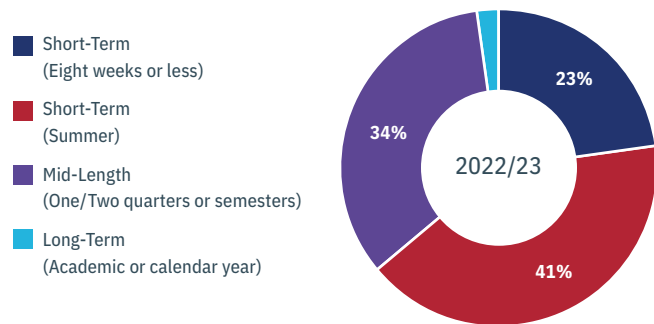
280,716 U.S. students studied abroad for academic credit in the 2022/23 academic year.

U.S. STUDENTS STUDYING ABROAD, 1989/90–2022/23




In 2022/23, the total number of U.S. students who studied abroad for academic credit **increased by 49% to 280,716 students.**

DURATION OF U.S. STUDY ABROAD, 2022/23

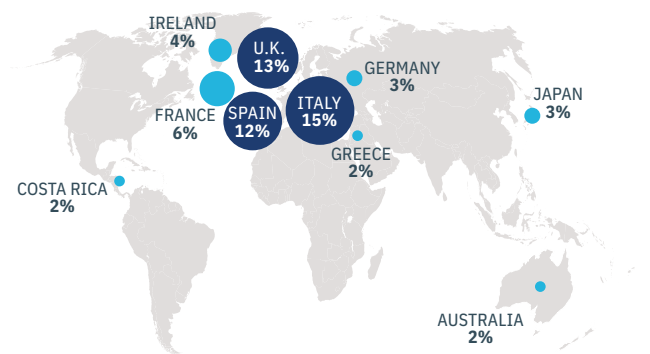


For their study abroad experience, **64% of students** traveled for eight weeks or less, or during the summer.

SELECTED FIELDS OF STUDY FOR U.S. STUDY ABROAD, 2022/23



LEADING DESTINATIONS OF U.S. STUDY ABROAD STUDENTS, 2022/23



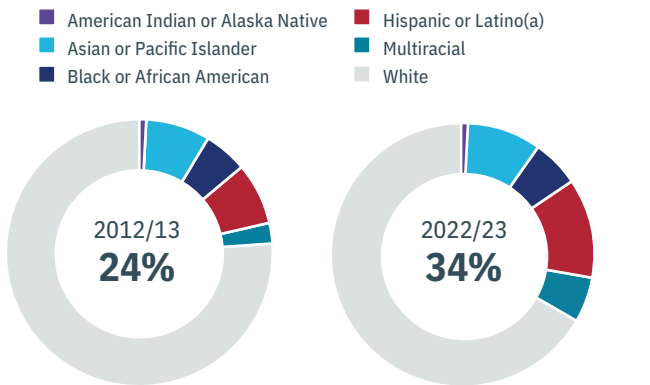
Europe hosted **64%** of all U.S. students who studied abroad.

LEADING STUDY ABROAD DESTINATIONS WITH ALL-TIME HIGHS, 2022/23



6 of the top 25 leading destinations from Europe and Asia reached record highs.

RACE/ETHNICITY OF U.S. STUDENTS STUDYING ABROAD



The proportion of underrepresented students studying abroad has **increased over the past 10 years.**

