

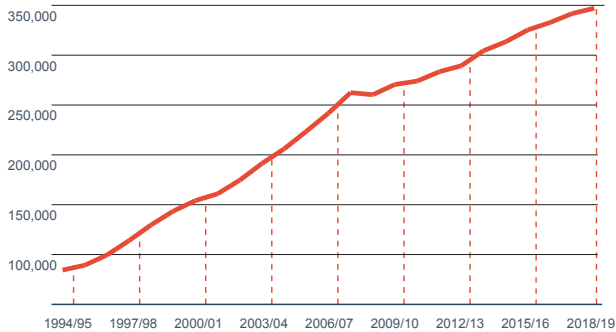
**A QUICK LOOK AT**

**U.S. Students Studying Abroad**

**347,099** U.S. students

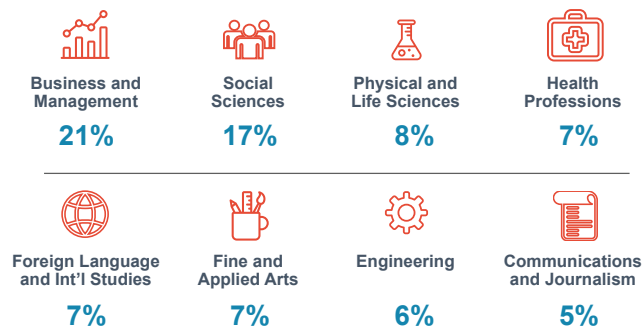
studied abroad for academic credit in the 2018/19 academic year.

**U.S. STUDENTS STUDYING ABROAD 1994/95 - 2018/19**



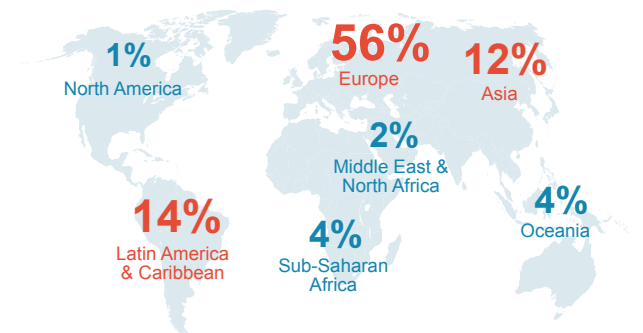
In 2018/19, the total number of U.S. students studying abroad **increased by 1.6%** over the prior academic year.

**TOP 8 FIELDS OF STUDY FOR U.S. STUDY ABROAD STUDENTS**



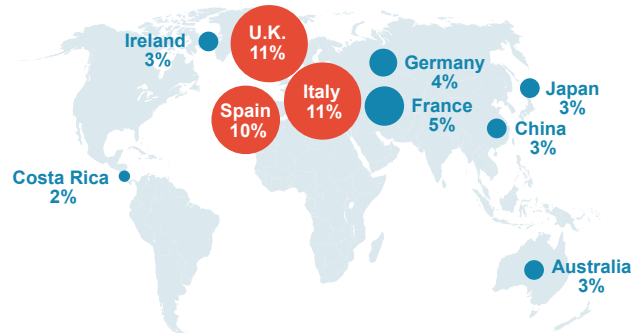
**STEM majors** continued to be underrepresented in U.S. study abroad.

**HOST REGIONS OF U.S. STUDY ABROAD STUDENTS**



**Europe** hosted over half of all U.S. students studying abroad.

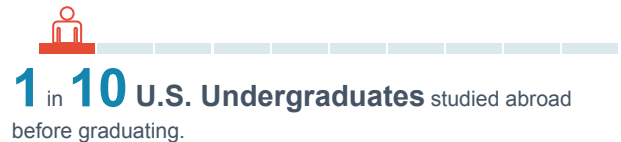
**TOP 10 DESTINATIONS FOR U.S. STUDY ABROAD STUDENTS**



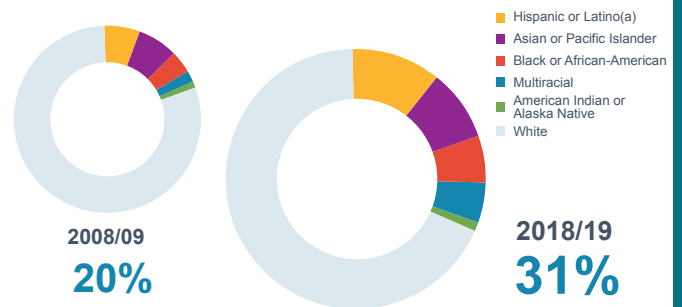
The United Kingdom, Italy, and Spain hosted

**32%** of all U.S. students studying abroad.

**UNDERGRADUATE PARTICIPATION IN U.S. STUDY ABROAD**

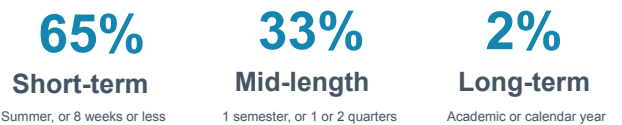


**RACE / ETHNICITY OF U.S. STUDENTS STUDYING ABROAD**



The proportion of underrepresented students studying abroad has increased modestly over the past 10 years.

**DURATION OF U.S. STUDY ABROAD**



**NON-CREDIT EDUCATION ABROAD**

Over **38,100** U.S. students participated in non-credit work, internships, volunteering, and research abroad, in addition to the 347,099 students who received academic credit for study abroad in 2018/19.



**Canada, Mexico and the United Kingdom** were the top 3 hosts of U.S. non-credit education abroad.